

# ARIVO Barrier

## Modern Barrier Systems with or without Lighting







Available with or without a folding function, with optional LED lighting, and in lengths of up to 3.5 metres, the fully electric boom opens smoothly as soon as a licence plate is recognised and a parking space is free – and allows exit once payment has been completed.



### Advantages

- ✓ **Durable & Weatherproof**  
The robust stainless-steel enclosure and weatherproof construction ensure reliable performance in all conditions.
- ✓ **Plug & Play Setup**  
Quick to install and ready to go with auto-pairing – no on-site configuration needed.
- ✓ **Flexible Installation**  
Flexible mounting options allow the barrier to be installed in either direction, giving you maximum versatility.
- ✓ **Customisable to Your Parking Needs**  
From boom arm to lighting options – choose the setup that fits your site best.
- ✓ **Modern Design**  
A sleek, contemporary design with colour accents matched to the rest of the Arivo hardware for a seamless look.

### Device Features & Functions

-  **Adjustable boom arm** – available with or without folding function, up to 3.5 m in length
-  **Optional LED lighting on the boom** for enhanced visibility
-  **Flexible installation** – can be mounted to the left or right as required
-  **Durable stainless steel housing** – built to withstand weather and vandalism
-  **Autopairing** for setup or replacement, the system recognises the device and connects it in seconds
-  **Fully electric drive** for quiet and efficient operation

## Technical Information

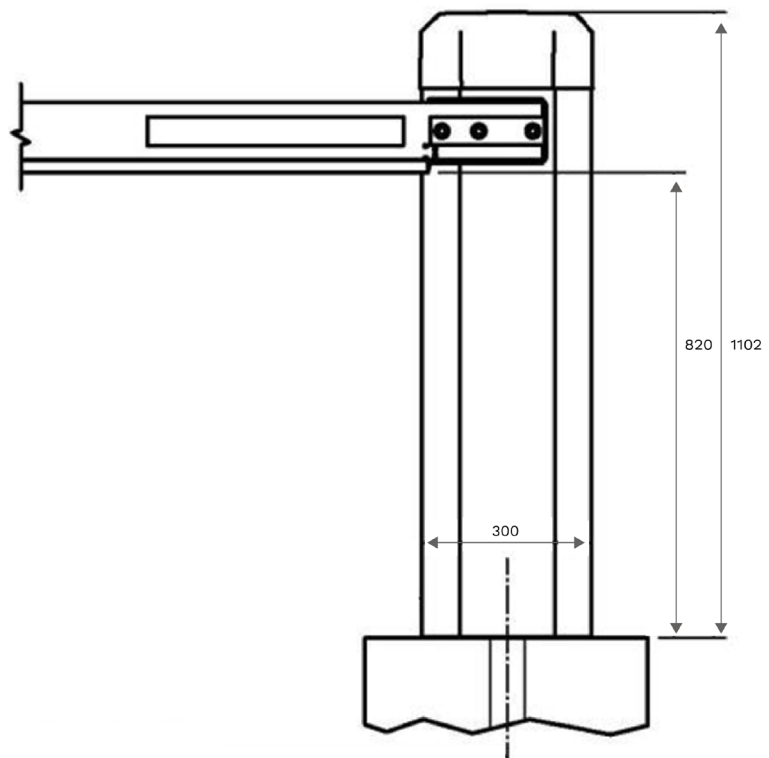
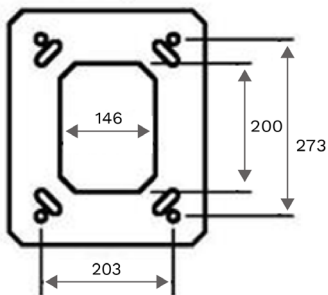
- ➔ **Components:** Powder-coated housing, boom (optional folding function, LED lighting), integrated loop detection, network module, opening module (optional)
- ➔ **Dimensions housing (H x B x T):** 110 x 36 x 30 cm
- ➔ **Weight:** 58-63 kg (depending on boom length)
- ➔ **Color codes:**  
RAL 5014; RAL 7021 (housing)  
Barrier arm: red, white
- ✔ **Certification:** IP54

- ➔ **Power supply:** 100V-240VAC, 50-60Hz
- ➔ **Maximum output:** 322W
- ➔ **Ambient temperature:** -20°C to +50°C

## Construction Services

- ➔ **Foundation:** 55 x 50 and  $\geq 80$  cm deep
- ➔ **Piping & cabling:** Network cable / supply line according to Arivo cable diagram
- ➔ **Network connection:** RJ45 with CAT7 cable

## Dimensions of the Arivo Barrier



(all measurements in mm)